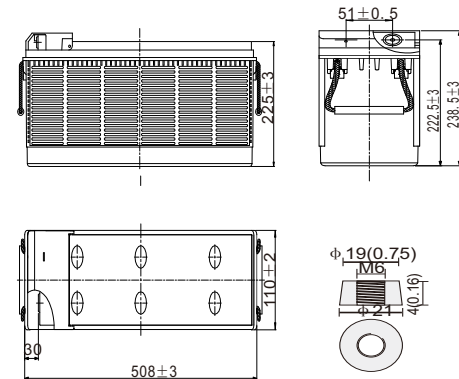


Specifications

Rated Voltage	12V	
Nominal Capacity	$C_{10}, 1.80V/cell$	100.0Ah
Dimension	Length	508±2mm (20.0 inches)
	Width	110±1.5mm (4.33 inches)
	Container Height	238.5±2mm (9.39 inches)
	Total Height	238.5±2mm (9.39 inches)
Approx Weight	32.0 Kg (70.6 lbs)	
Terminal	M6	
Container Material	ABS	
Rated Capacity (25°C)	106.0 Ah	(20hr, 5.30A, 1.80V/cell)
	100.0 Ah	(10hr, 10.0A, 1.80V/cell)
	96.8 Ah	(8hr, 12.1A, 1.75V/cell)
	87.0 Ah	(5hr, 17.4A, 1.75V/cell)
	63.7 Ah	(1hr, 63.7A, 1.67V/cell)
Max. Discharge Current	1000A (5s)	
Internal Resistance (25°C)	Approx 4.5mΩ	
Operating Temp. Range	Discharge	-15 ~ 50°C (5 ~ 122°F)
	Charge	0 ~ 40°C (32 ~ 104°F)
	Storage	-15 ~ 40°C (5 ~ 104°F)
Nominal Operating Temp. Range	25±3°C (77±5°F)	
Cycle Use	Initial Charging Current less than 30.0A. Voltage 14.1V~14.4V at 25°C(77°F)Temp. Coefficient -30mV/°C	
	Standby Use	
Effect of temp. to Capacity	Initial Charging Current less than 30.0A. Voltage 13.5V~13.8V at 25°C(77°F)Temp. Coefficient -20mV/°C	
	40°C (104°F)	103%
	25°C (77°F)	100%
Self Discharge	0°C (32°F)	86%
	Batteries may be stored for up to 6 months at 25°C(77°F) and then a freshening charge is required. For higher temperatures the time interval will be shorter.	



Layout



Constant Current Discharge (Amperes) at 25 °C (77°F)

F.V/Time	10min	15min	20min	30min	45min	1h	2h	3h	4h	5h	6h	8h	10h	20h
1.85V/cell	144.6	127.2	114.0	91.6	69.6	56.3	33.6	24.7	19.9	16.7	14.5	11.5	9.56	5.07
1.80V/cell	168.0	146.8	127.2	99.0	74.3	59.5	34.8	25.7	20.5	17.2	14.8	11.9	10.0	5.30
1.75V/cell	185.4	158.0	133.2	103.2	76.8	61.4	35.6	26.1	20.8	17.4	15.1	12.1	10.1	5.35
1.70V/cell	197.4	165.6	138.6	106.0	78.8	62.8	36.2	26.5	21.1	17.6	15.3	12.2	10.2	5.38
1.67V/cell	206.4	171.2	144.0	108.4	80.1	63.7	36.6	26.7	21.3	17.8	15.4	12.3	10.3	5.41
1.60V/cell	215.4	176.0	146.4	110.6	80.9	64.3	37.1	27.0	21.5	18.1	15.6	12.5	10.4	5.44

Constant Power Discharge (Watts/cell) at 25 °C (77°F)

F.V/Time	10min	15min	20min	30min	45min	1h	2h	3h	4h	5h	6h	8h	10h	20h
1.85V/cell	270.0	239.9	217.2	176.4	135.2	109.7	65.8	48.6	39.3	33.1	28.7	22.9	19.1	10.1
1.80V/cell	310.0	273.2	238.8	187.8	143.1	115.3	67.7	50.4	40.3	33.9	29.3	23.6	20.0	10.6
1.75V/cell	336.7	290.5	247.7	194.2	146.6	118.5	69.0	51.0	40.7	34.2	29.7	23.9	20.2	10.7
1.70V/cell	350.5	300.2	255.8	198.3	149.9	120.8	70.1	51.6	41.2	34.4	30.0	24.2	20.3	10.7
1.67V/cell	365.1	309.1	264.7	202.4	151.9	122.2	70.8	51.9	41.5	34.8	30.2	24.4	20.5	10.8
1.60V/cell	370.4	311.5	265.3	203.8	151.8	122.2	71.1	52.2	41.7	35.2	30.6	24.6	20.7	10.8

Applications

- UPS
- For standard power cabinet
- Network connection equipment of communication system
- Power system of special network of local area network
- Power station systems

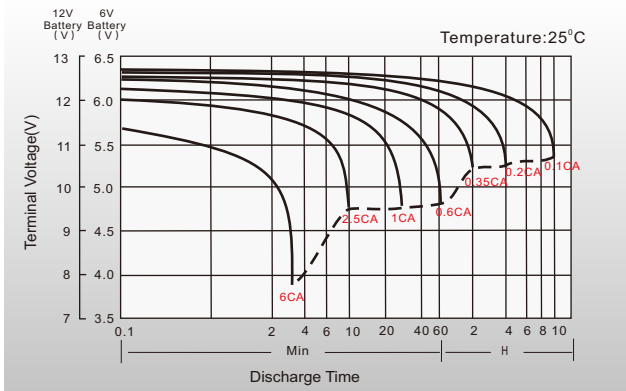
General Features

- 12 years design life(25°C)
- Specifically ideal for 19 inches or 23 inches power cabinets
- Front terminals make the installation, maintenance and supervision easy
- Shield designs protect terminals from short circuit and show good appearance
- Unique vent valve design: reduce water losing and prevent air/spark going inside

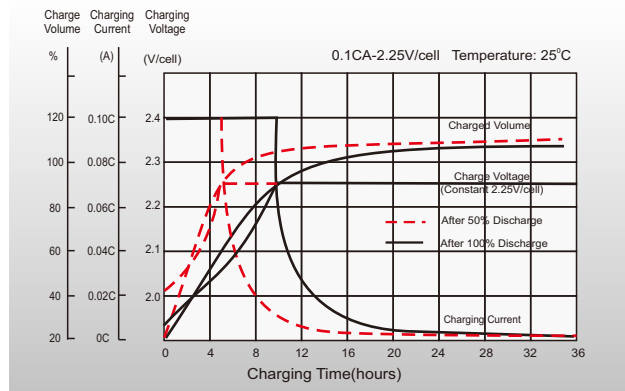
Standards

- Compliance with IEC 60896 standards, EU Battery Directive
- UL, CE Certified
- Manufactured in Leoch@TS16949, OHSAS 18001, ISO 9001 and ISO 14001 certified production facilities

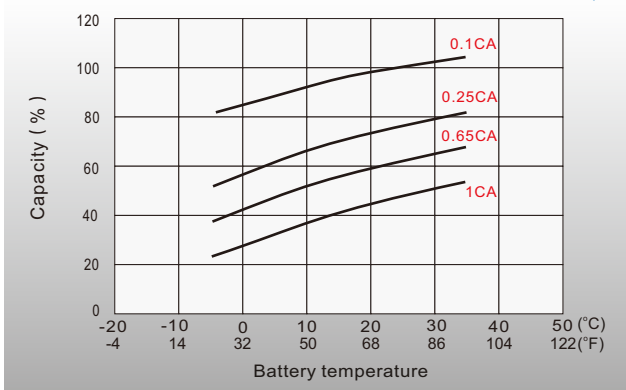
Discharge Characteristics



Float Charging Characteristics



Temperature Effects in Relation to Battery Capacity



Effect of Temperature on Long Term Float Life

